



TOTAL STUDENTS




54

STUDENTS APPEARED




54

HIGHEST SCORE




464(92.8)

AVERAGE SCORE




355(71.00%)

PASS




54(100.00%)

ESSENTIAL REPEAT




0

COMPARTMENT



0

Absent



0

TOTAL DISTINCTIONS



114

AVERAGE DISTINCTIONS



2.11

SUBJECTS GRADE AND MARKS WISE DISTRIBUTION

Legend

Putting all the passed students in a rank order & will award as follows : **ABT - ABSENT |**

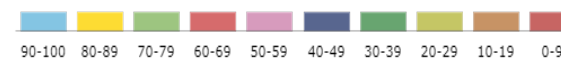
A1 - Top 1/8 of the passed candidates | A2 - Next 1/8 of the passed candidates,...

D1 - Next 1/8 of the passed candidates | D2 - Last 1/8 of the passed candidates | E - ESSENTIAL REPEAT candidates

Grades distribution



Marks distribution



Subject Name	Average Score	Performance Index	Grade distribution	Distribution of Marks	Students Enrolled
ENGLISH CORE	71.87	53			54
MATHEMATICS	66.00	62			15
COMPUTER SCIENCE	83.44	71			9
PHYSICS	70.69	67			32
CHEMISTRY	69.50	59			32
HINDI CORE	76.32	63			28
BIOLOGY	72.26	59			23
BUSINESS STUDIES	65.55	52			22

SUBJECTS GRADE AND MARKS WISE DISTRIBUTION

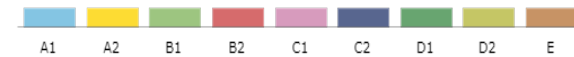
Legend

Putting all the passed students in a rank order & will award as follows : **ABT - ABSENT** |

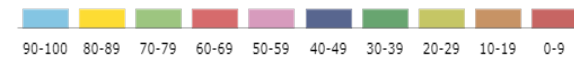
A1 - Top 1/8 of the passed candidates | **A2** - Next 1/8 of the passed candidates,...

D1 - Next 1/8 of the passed candidates | **D2** - Last 1/8 of the passed candidates | **E** - ESSENTIAL REPEAT candidates

Grades distribution



Marks distribution



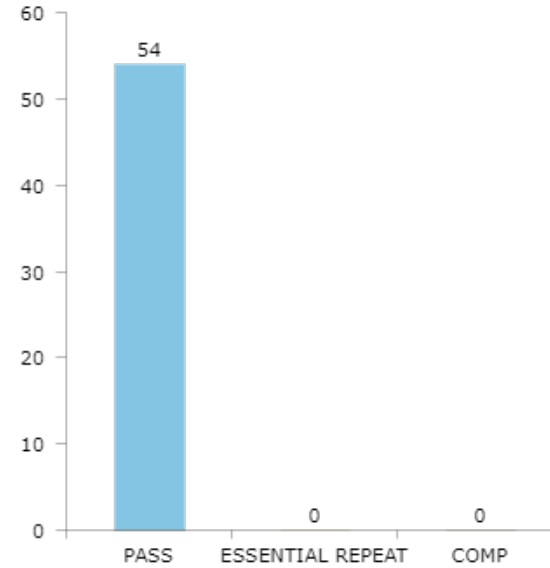
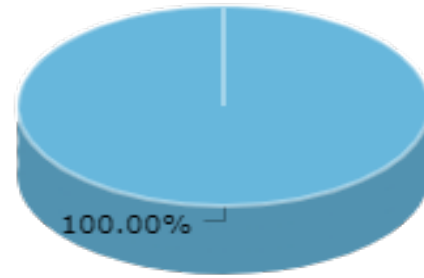
Subject Name	Average Score	Performance Index	Grade distribution	Distribution of Marks	Students Enrolled
ACCOUNTANCY	62.00	52			22
ECONOMICS	70.73	64			22
INFORMATICS PRAC.	81.27	49			11

SUBJECT WISE DISTINCTIONS

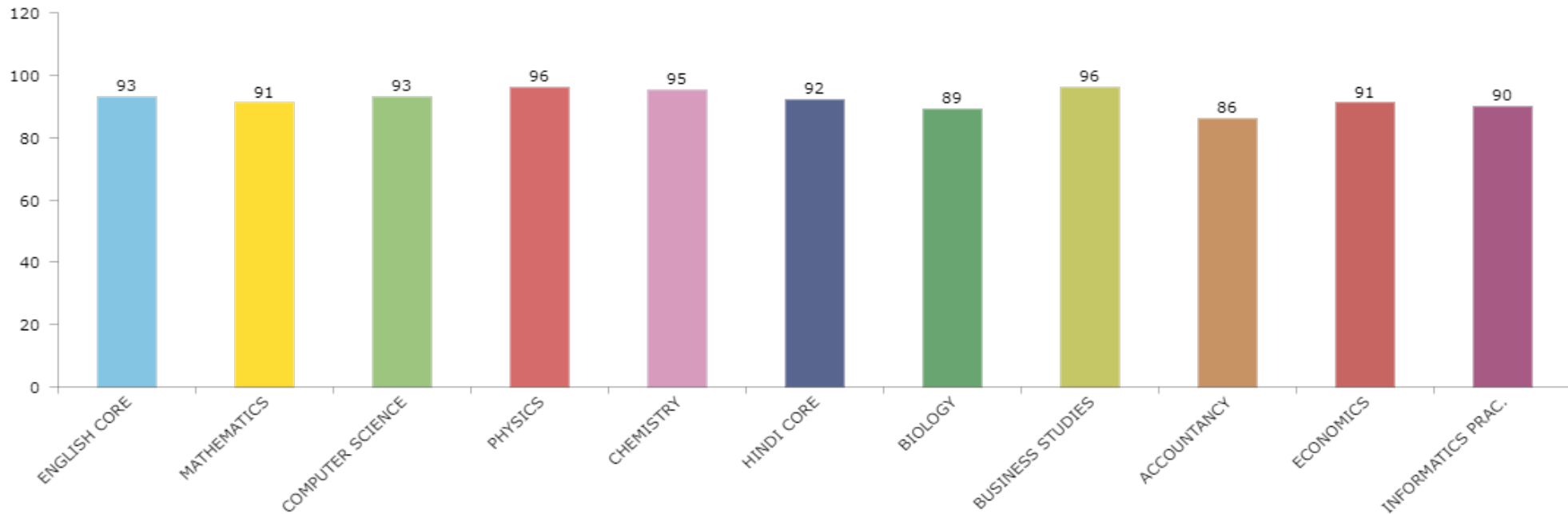
SCHOOL RESULT

No. of Subjects	No. of Students
6	0
5	11
4	7
3	0
2	7
1	17
0	12

■ PASS: 54
■ COMP: 0
■ ESSENTIAL REPEAT: 0



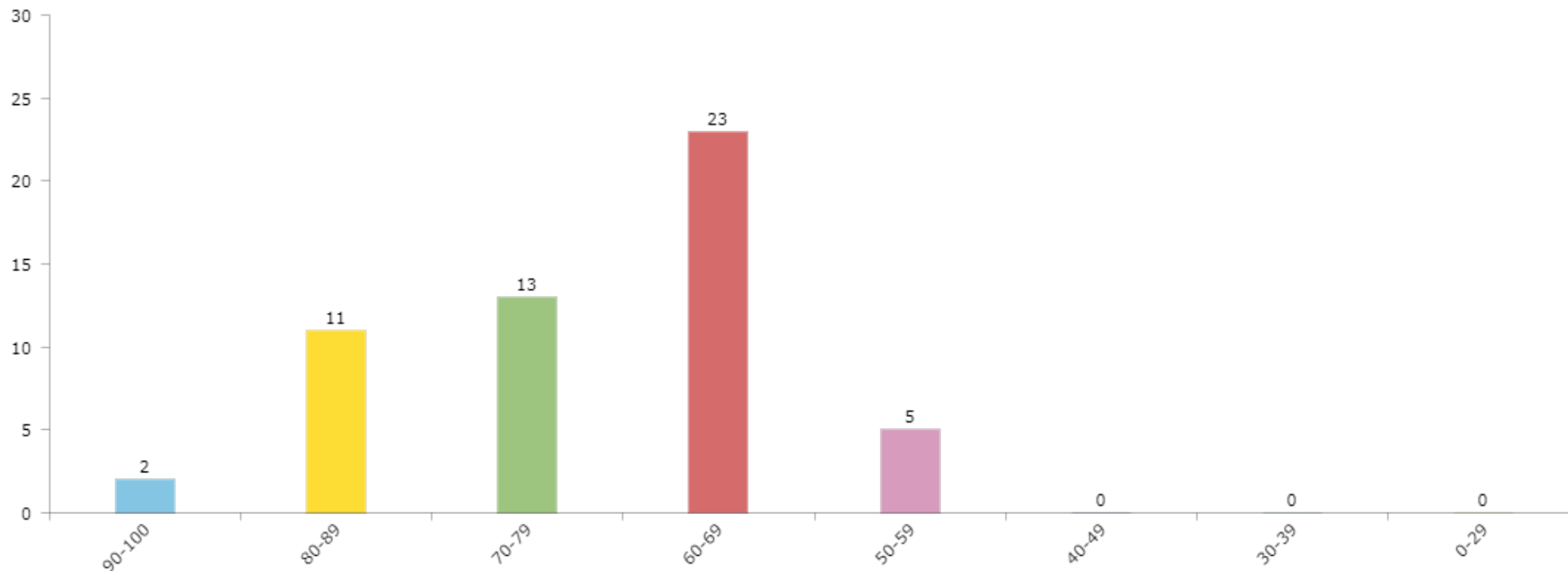
SUBJECT WISE HIGHEST MARKS



SUBJECT WISE TOPPERS

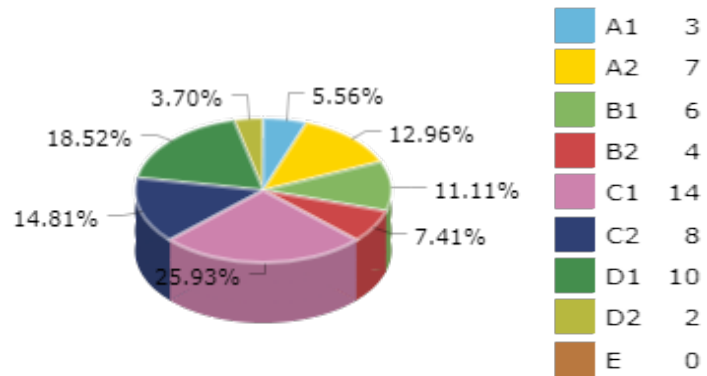
Subject	Student Name	Marks
ENGLISH CORE	RAHUL KUMAR	93
ENGLISH CORE	HITISHAA BINEY SINGH	93
MATHEMATICS	RAHUL KUMAR	91
COMPUTER SCIENCE	TANISH GUPTA	93
PHYSICS	RAHUL KUMAR	96
CHEMISTRY	RAHUL KUMAR	95
CHEMISTRY	VANSHDEEP	95
HINDI CORE	SNEHA	92
BIOLOGY	RAHUL KUMAR	89
BIOLOGY	VANSHDEEP	89
BUSINESS STUDIES	AMAN SHARMA	96
ACCOUNTANCY	AMAN SHARMA	86
ECONOMICS	SHIWANGI	91
INFORMATICS PRAC.	ARUN KUMAR	90

SCHOOL RANGE WISE STUDENT ANALYSIS

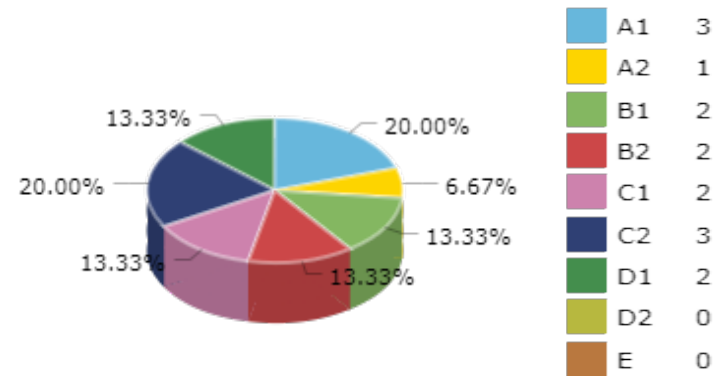


SUBJECTS GRADE WISE STUDENT ANALYSIS

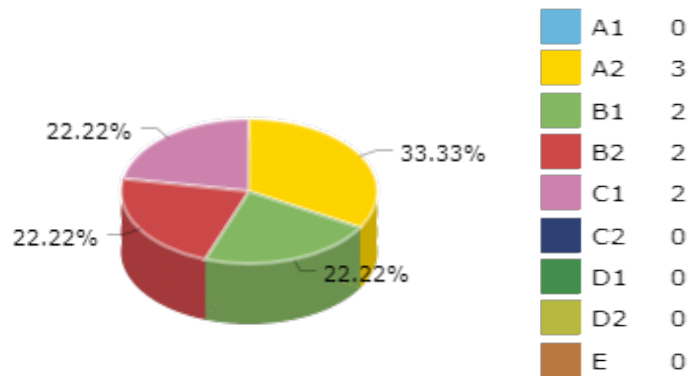
ENGLISH CORE



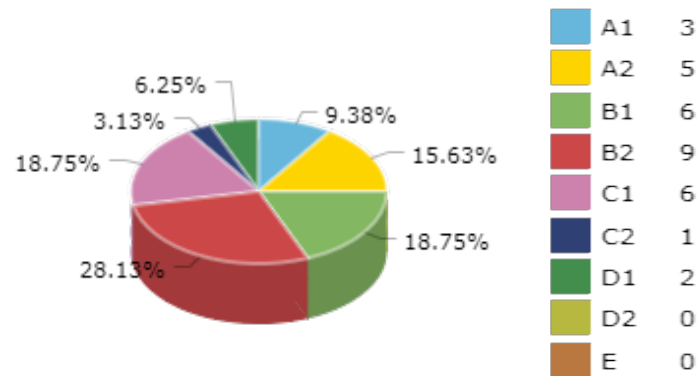
MATHEMATICS



COMPUTER SCIENCE

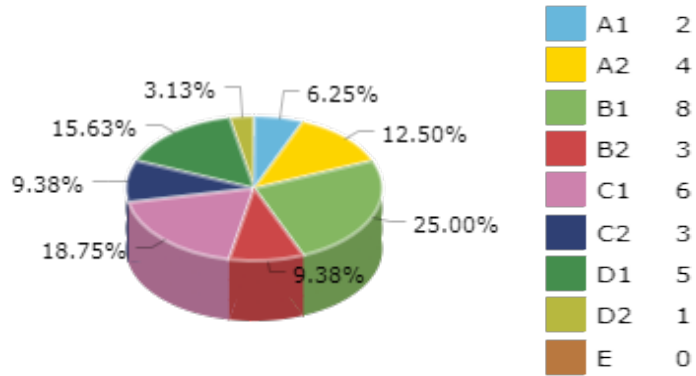


PHYSICS

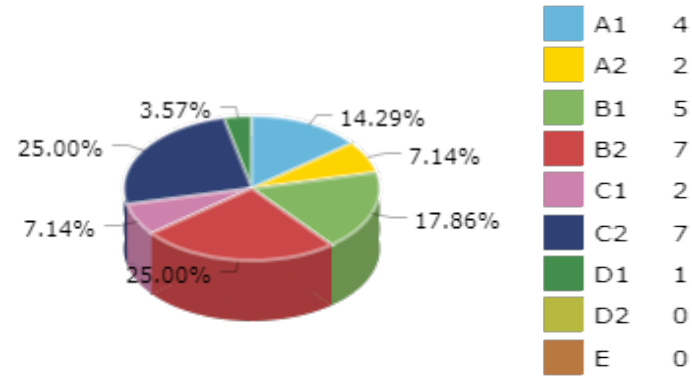


SUBJECTS GRADE WISE STUDENT ANALYSIS

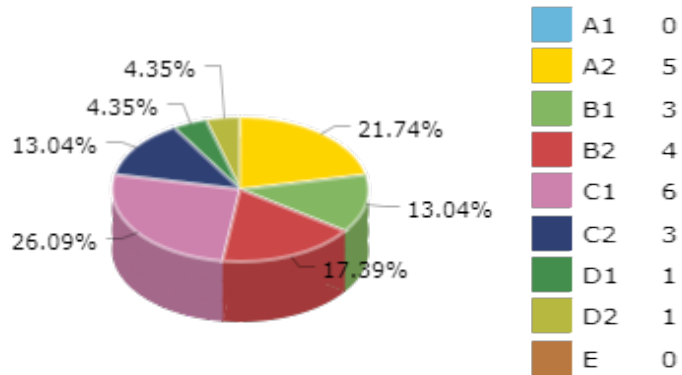
CHEMISTRY



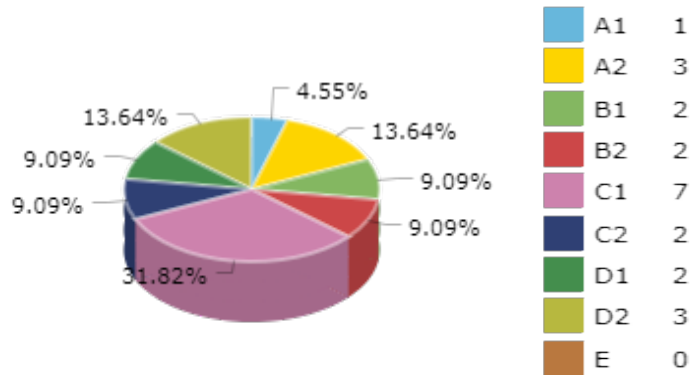
HINDI CORE



BIOLOGY

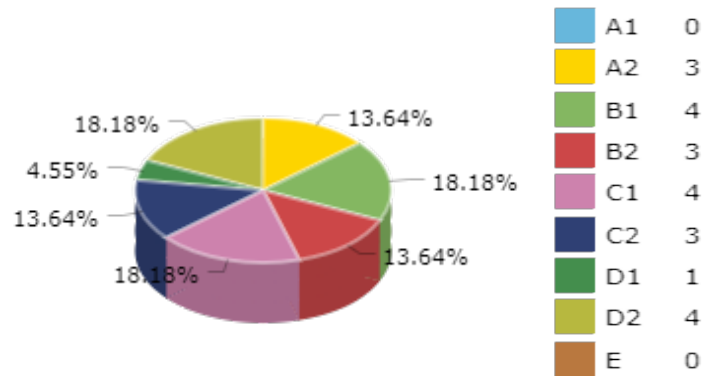


BUSINESS STUDIES

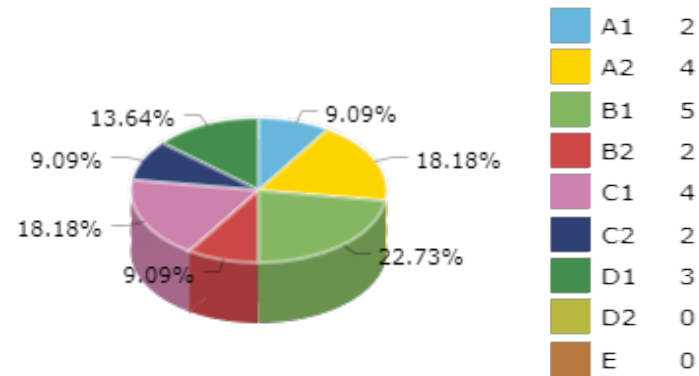


SUBJECTS GRADE WISE STUDENT ANALYSIS

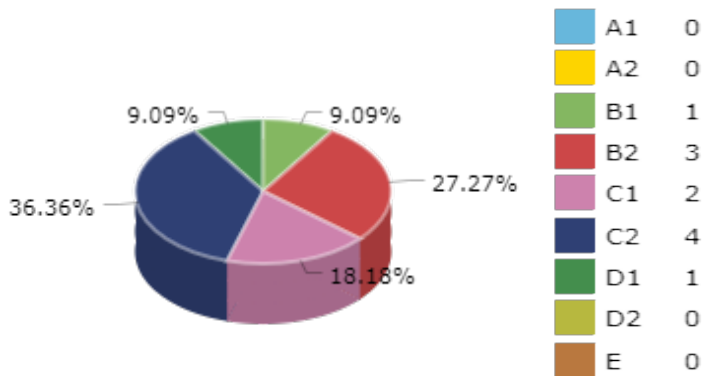
ACCOUNTANCY



ECONOMICS

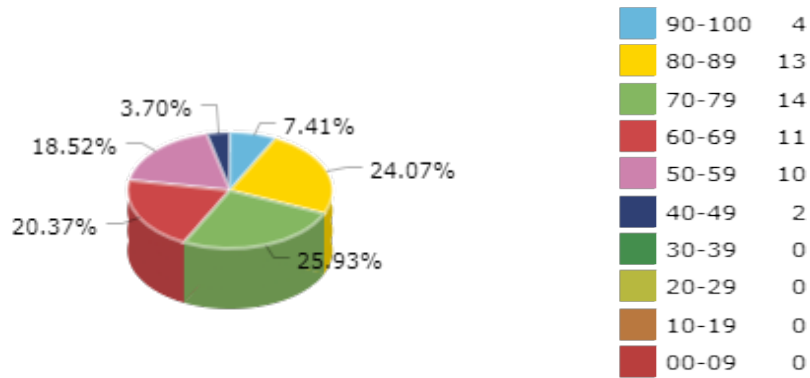


INFORMATICS PRAC.

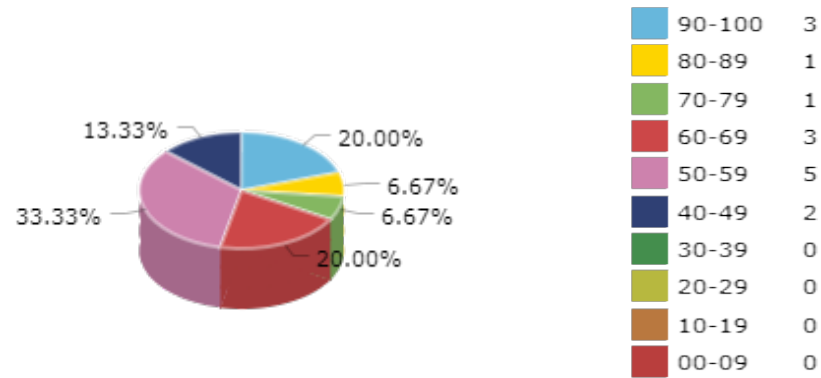


SUBJECTS RANGE WISE STUDENT ANALYSIS

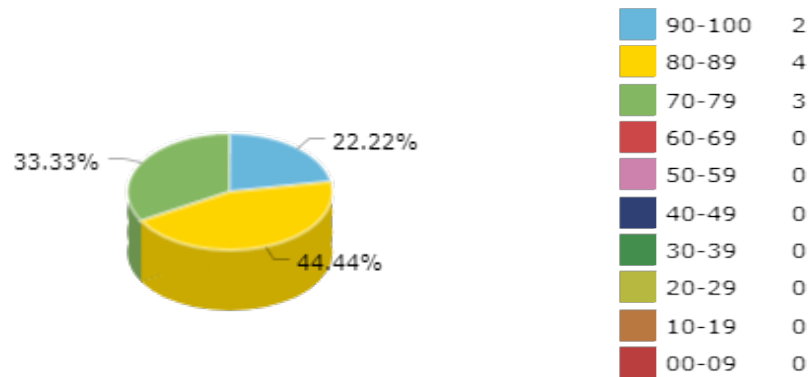
ENGLISH CORE



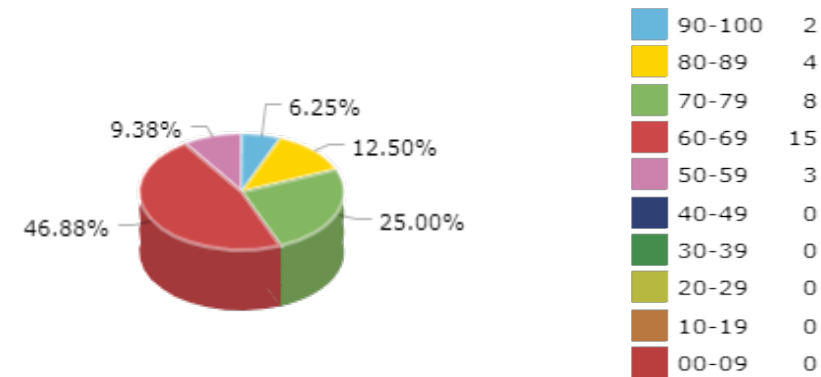
MATHEMATICS



COMPUTER SCIENCE

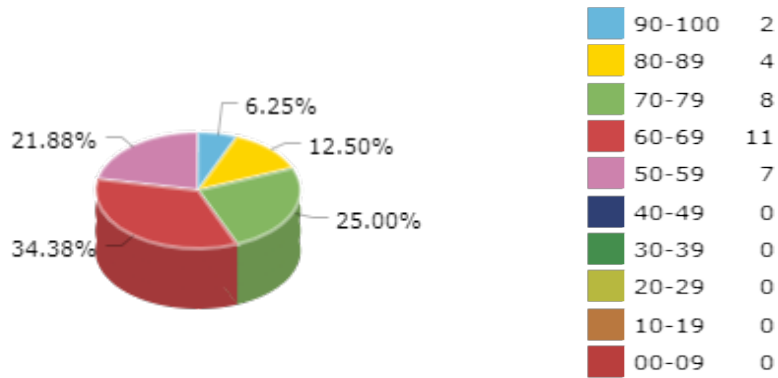


PHYSICS

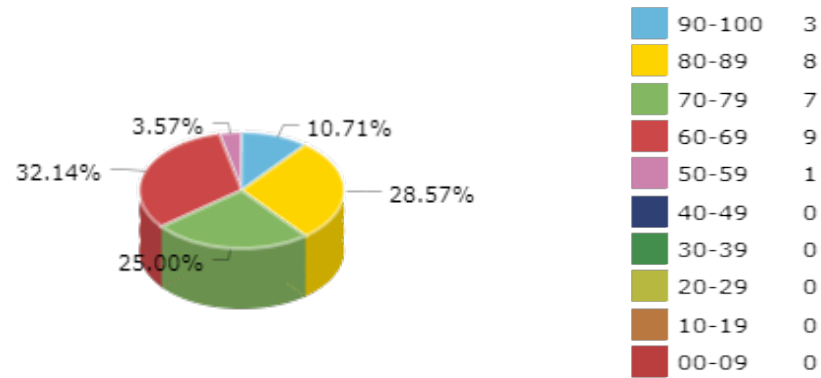


SUBJECTS RANGE WISE STUDENT ANALYSIS

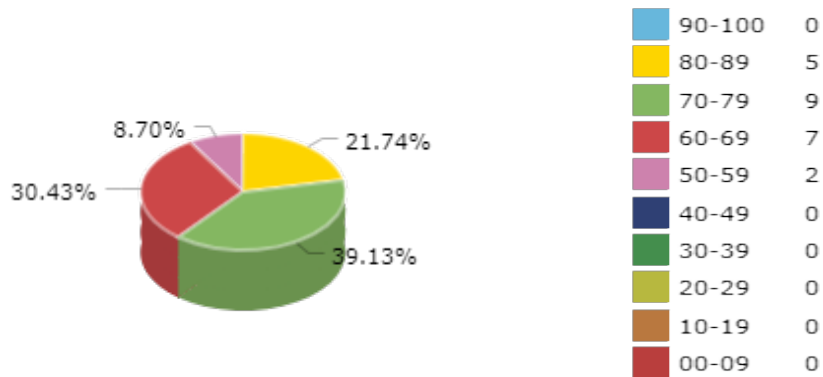
CHEMISTRY



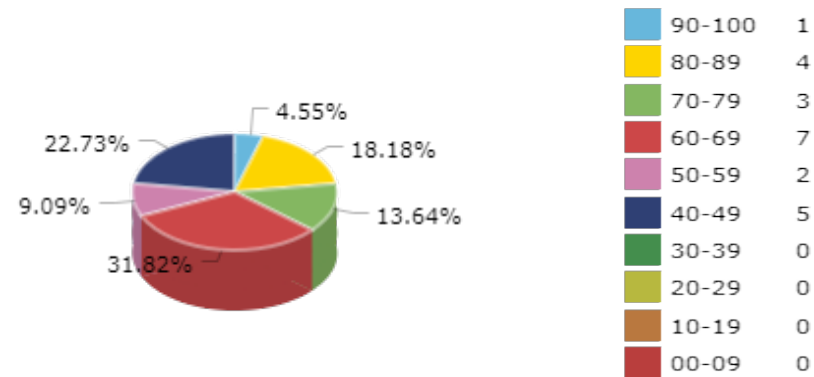
HINDI CORE



BIOLOGY

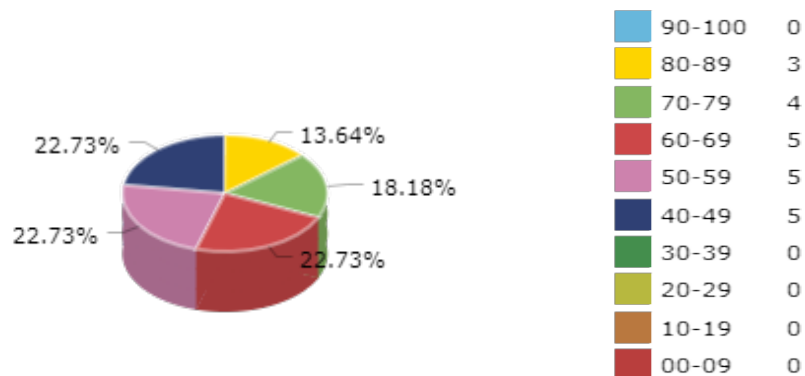


BUSINESS STUDIES

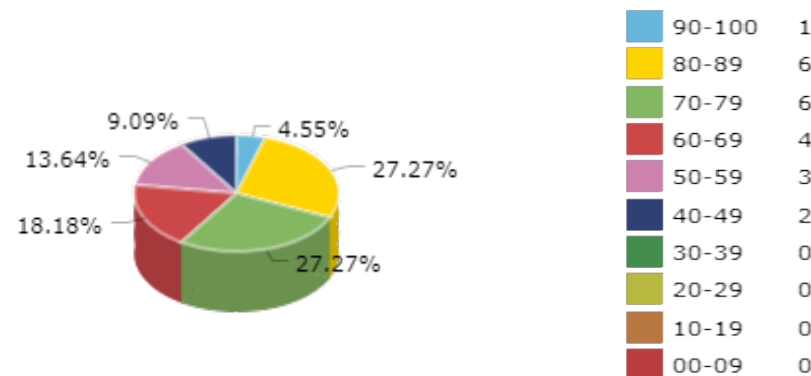


SUBJECTS RANGE WISE STUDENT ANALYSIS

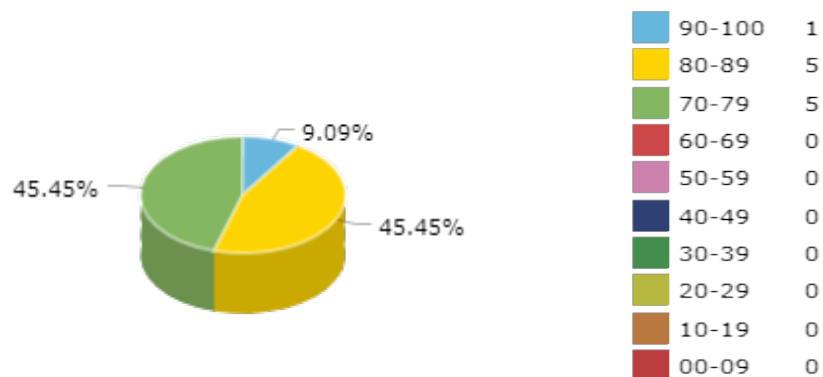
ACCOUNTANCY



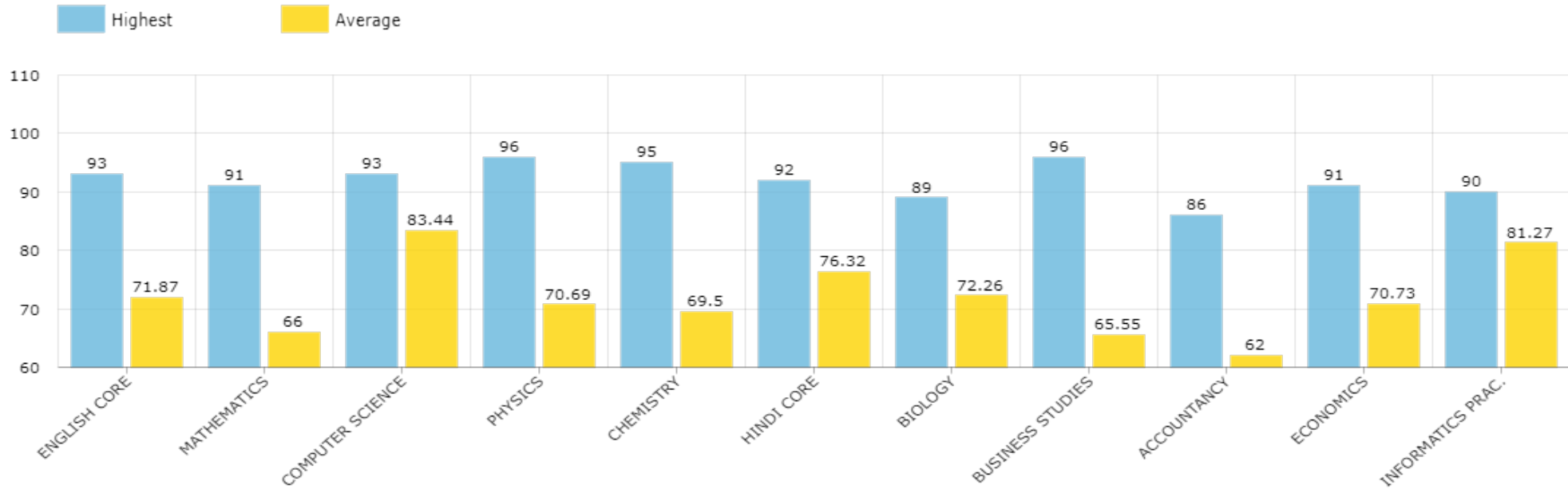
ECONOMICS



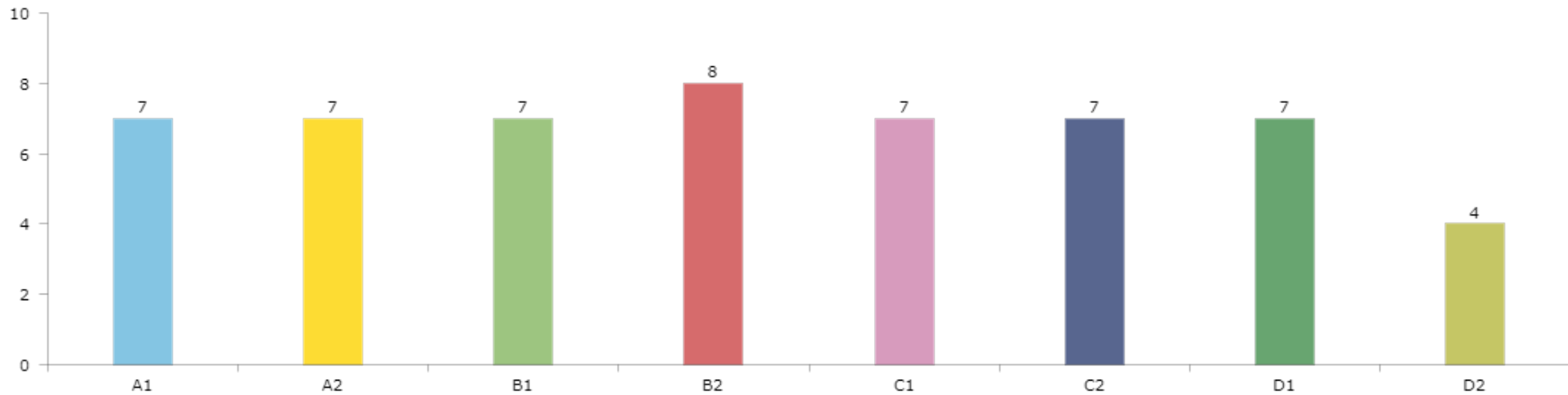
INFORMATICS PRAC.



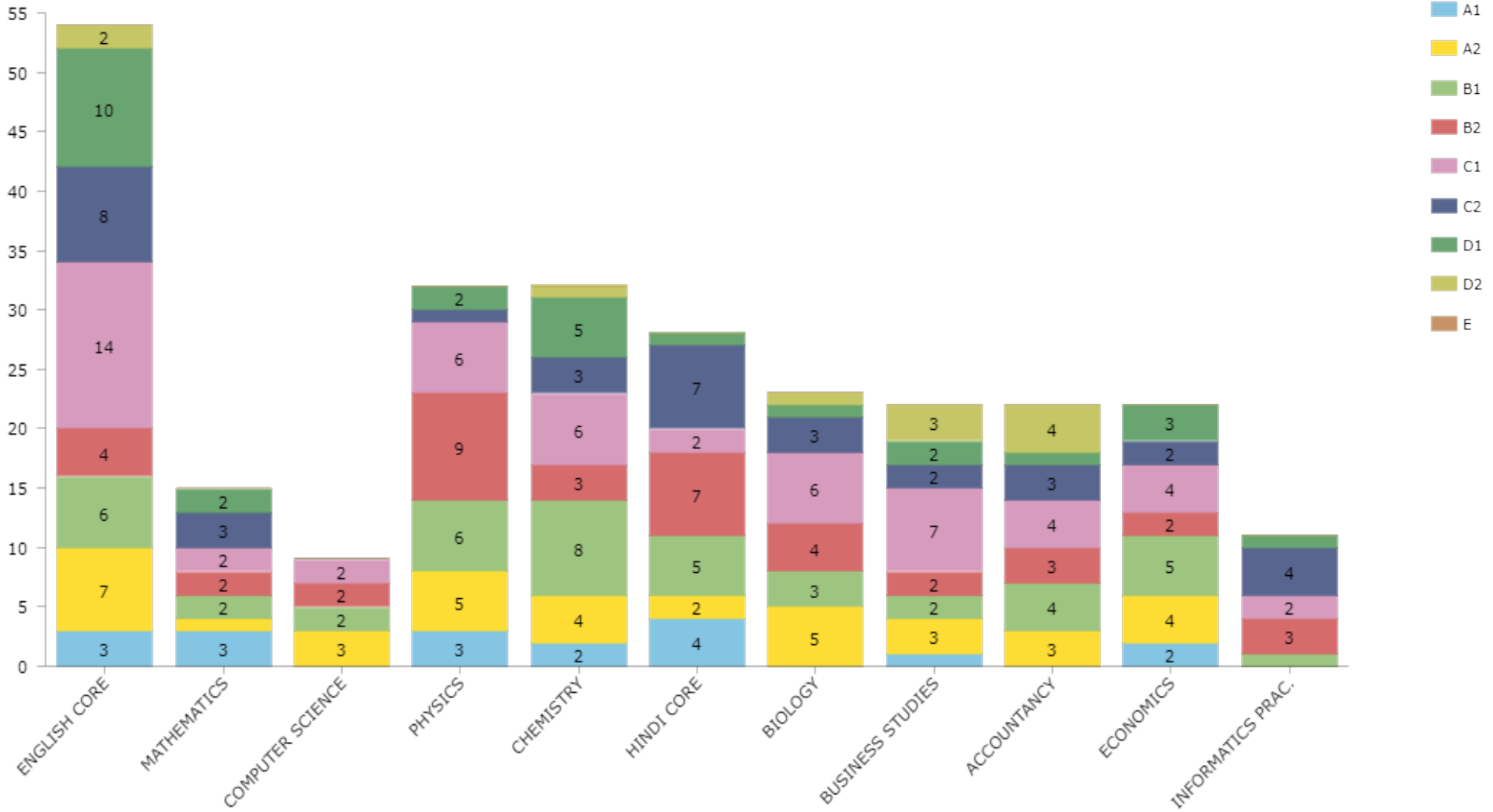
HIGHEST AND AVERAGE SCORE



SCHOOL PERFORMANCE GRADE WISE



GRADE WISE NUMBER OF STUDENTS LIST



Subjects	A1	A2	B1	B2	C1	C2	D1	D2	E
ENGLISH CORE	3	7	6	4	14	8	10	2	0
MATHEMATICS	3	1	2	2	2	3	2	0	0
COMPUTER SCIENCE	0	3	2	2	2	0	0	0	0
PHYSICS	3	5	6	9	6	1	2	0	0
CHEMISTRY	2	4	8	3	6	3	5	1	0
HINDI CORE	4	2	5	7	2	7	1	0	0
BIOLOGY	0	5	3	4	6	3	1	1	0
BUSINESS STUDIES	1	3	2	2	7	2	2	3	0
ACCOUNTANCY	0	3	4	3	4	3	1	4	0
ECONOMICS	2	4	5	2	4	2	3	0	0
INFORMATICS PRAC.	0	0	1	3	2	4	1	0	0

STUDENT LOG BOOK

Legend Putting all the passed students in a rank order & will award as follows :
A1 - Top 1/8 of the passed candidates | **A2** - Next 1/8 of the passed candidates,... | **ABT** - ABSENT | **G** - GRADE
D1 - Next 1/8 of the passed candidates | **D2** - Last 1/8 of the passed candidates | **E** - ESSENTIAL REPEAT candidates | **H** - HIGHEST | **M** - MARK

Student Profile		ENGLISH CORE		MATHEMATICS		COMPUTER SCIENCE		PHYSICS		CHEMISTRY		HINDI CORE		BIOLOGY		BUSINESS STUDIES		ACCOUNTANCY		ECONOMICS		INFORMATICS PRAC.		Work Experience		Physical and Health Education/ Games		General Education		Result		
ROLL NO.	NAME	M	G	M	G	M	G	M	G	M	G	M	G	M	G	M	G	M	G	M	G	M	G	M	G	M	G	TOTAL	%	RESULT		
1362807 1	RAHUL KUMAR	93	HA1	91	HA1			96	HA1	95	HA1			89	HA2									A1	A2	A1	464	92.8 %	PASS			
1362805 6	VANSHDEEP	90	A2	90	A1			94	A1	95	HA1			89	HA2									A1	A1	A1	458	91.6 %	PASS			
1362808 4	AMAN SHARMA	88	A2									82	B1	96	HA1	86	HA2	89	A1					A1	A1	A1	441	88.2 %	PASS			
1362805 3	TANISH GUPTA	86	A2	90	A1	93	HA2	75	B1	77	B1													A1	A2	A1	421	84.2 %	PASS			
1362805 2	ADITYA SUDAN	81	B1	73	B1	92	A2	87	A1	87	A2													A1	A2	A1	420	84 %	PASS			
1362807 8	GURJEET KOUR	85	B1											84	A2	82	A2	81	A2	88	B2				A1	A2	A1	420	84 %	PASS		
1362808 8	GURPREET SINGH	76	B2											88	A2	82	A2	85	A2	89	B2				A1	A2	A1	420	84 %	PASS		
1362807 6	SINDHU MUNDE	84	B1					75	B1	84	A2	91	A1	83	A2										A1	A2	A1	417	83.4 %	PASS		
1362807 9	SHIWANGI	76	B2											85	A2	75	B1	91	HA1	88	B2				A1	A2	A1	415	83 %	PASS		
1362808	SNEHA	85	B1									92	HA1			81	B1	75	B1	82	A2				A1	A2	A1	415	83 %	PASS		

STUDENT LOG BOOK

Legend

Putting all the passed students in a rank order & will award as follows :

A1 - Top 1/8 of the passed candidates | A2 - Next 1/8 of the passed candidates,... |

D1 - Next 1/8 of the passed candidates | D2 - Last 1/8 of the passed candidates | E - ESSENTIAL REPEAT candidates

ABT - ABSENT | G - GRADE

H - HIGHEST | M - MARK

Student Profile	ENGLISH CORE		MATHEMATICS		COMPUTER SCIENCE		PHYSICS		CHEMISTRY		HINDI CORE		BIOLOGY		BUSINESS STUDIES		ACCOUNTANCY		ECONOMICS		INFORMATICS PRAC.		Work Experience		Physical and Health Education/ Games		General Education		Result		
	M	G	M	G	M	G	M	G	M	G	M	G	M	G	M	G	M	G	M	G	M	G	M	G	M	G	M	G	TOTAL	%	RESULT
1 1362807 AMRITPAL SINGH 3	79	B2	82	A2	87	B1	80	A2	84	A2																			412	82.4 %	PASS
1362806 MIMANS KUMAR 4	86	A2	69	B1			81	A2	89	A2			84	A2															409	81.8 %	PASS
1362806 PRIYANKA KUMARI 8	89	A2					79	A2	69	B2	86	A2	84	A2															407	81.4 %	PASS
1362807 SIMRAN KOUR 0	75	C1					75	B1	79	B1	90	A1	77	B1															396	79.2 %	PASS
1362805 RIDHI SHARMA 5	86	A2					75	B1	75	B1	89	A1	69	C1															394	78.8 %	PASS
1362805 KASHISH 7	82	B1					73	B1	79	B1	82	B1	78	B1															394	78.8 %	PASS
1362805 ANMOL DAMATHIA 9	88	A2					78	A2	64	C1	77	B2	78	B1															385	77 %	PASS
1362809 NIKHAL SOTRA 2	80	B2													75	B1	66	B2	78	B1	82	C1							381	76.2 %	PASS
1362804 NISHANTH SHARMA 5	74	C1	59	C1	80	B2	86	A2	72	B1																			371	74.2 %	PASS

STUDENT LOG BOOK

Legend Putting all the passed students in a rank order & will award as follows :
A1 - Top 1/8 of the passed candidates | **A2** - Next 1/8 of the passed candidates,... | **ABT** - ABSENT | **G** - GRADE
D1 - Next 1/8 of the passed candidates | **D2** - Last 1/8 of the passed candidates | **E** - ESSENTIAL REPEAT candidates | **H** - HIGHEST | **M** - MARK

Student Profile	ENGLISH CORE		MATHEMATICS		COMPUTER SCIENCE		PHYSICS		CHEMISTRY		HINDI CORE		BIOLOGY		BUSINESS STUDIES		ACCOUNTANCY		ECONOMICS		INFORMATICS PRAC.		Work Experience		Physical and Health Education/ Games		General Education		Result		
	M	G	M	G	M	G	M	G	M	G	M	G	M	G	M	G	M	G	M	G	M	G	M	G	M	G	M	G	TOTAL	%	RESULT
1362808 6	DIKSHIT SANGRAL	74	C1									67	C2			71	B2	78	B1	80	B1					A1	A2	B1	370	74 %	PASS
1362809 4	SOURAV SHARMA	70	C1									77	B2			73	B2	74	B1	74	B1					A1	A1	A2	368	73.6 %	PASS
1362808 3	ARUN KUMAR	73	C1												65	C1	60	C1	75	B1	90	HB1			A2	A2	B1	363	72.6 %	PASS	
1362804 6	NITISH KUMAR	63	C2	66	B2	88	A2	62	C1	77	B1														A1	A1	A2	356	71.2 %	PASS	
1362806 6	HITISHAA BINEY SINGH	93	HA1	57	C1			66	B2	66	B2			70	C1											A1	A2	A1	352	70.4 %	PASS
1362809 5	SASHI	69	C1									84	A2			49	D1	66	B2	84	A2					A1	A2	A1	352	70.4 %	PASS
1362805 0	HIMANSHU SHARMA	70	C1	60	B2	75	C1	69	B2	77	B1														A1	A1	A1	351	70.2 %	PASS	
1362807 2	JEEVIKA THAPA	74	C1					65	B2	64	C1	74	B2	70	C1											A1	A2	A1	347	69.4 %	PASS
1362804 9	SANDEEP KOUR	74	C1	54	C2	73	C1	69	B2	72	B1														A1	A2	A2	342	68.4 %	PASS	
1362806	SHIWANI	69	C1					67	B2	63	C1	75	B2	68	C1											A1	A2	A1	342	68.4 %	PASS

STUDENT LOG BOOK

Legend Putting all the passed students in a rank order & will award as follows :
A1 - Top 1/8 of the passed candidates | **A2** - Next 1/8 of the passed candidates,... | **ABT** - ABSENT | **G** - GRADE
D1 - Next 1/8 of the passed candidates | **D2** - Last 1/8 of the passed candidates | **E** - ESSENTIAL REPEAT candidates | **H** - HIGHEST | **M** - MARK

Student Profile	ENGLISH CORE		MATHEMATICS		COMPUTER SCIENCE		PHYSICS		CHEMISTRY		HINDI CORE		BIOLOGY		BUSINESS STUDIES		ACCOUNTANCY		ECONOMICS		INFORMATICS PRAC.		Work Experience		Physical and Health Education/ Games		General Education		Result			
	M	G	M	G	M	G	M	G	M	G	M	G	M	G	M	G	M	G	M	G	M	G	M	G	M	G	M	G	TOTAL	%	RESULT	
2																																
1362805 PALAK BHAGAT 8	74	C1					66	B2	62	C1	82	B1	56	D1									A2	A2	A2	340	68 %	PASS				
1362806 PALAK KUMARI 5	69	C1					62	C1	56	D1	82	B1	71	B2									A2	A2	A2	340	68 %	PASS				
1362807 MADHBI DUTTA 4	92	A1	46	D1			66	B2	67	B2			68	C1									A1	A2	A1	339	67.8 %	PASS				
1362807 BHOOMIKA 7	70	C1									69	C1		61	C1	60	C1	78	B1				A1	A2	B1	338	67.6 %	PASS				
1362804 BHAVYA SHARMA 8	63	C2	54	C2	84	B1	71	B1	60	C2													A1	A1	A1	332	66.4 %	PASS				
1362807 KOMAL 5	66	C2					56	C2	55	D1	82	B1	72	B2									A2	A2	A2	331	66.2 %	PASS				
1362809 VANSI SANGRAL 6	56	D1												65	C1	65	B2	65	C1	73	C2		A1	A1	A2	324	64.8 %	PASS				
1362806 LIZA KARLOOPIA 7	66	C2					62	C1	60	C2	67	C2	65	C1									A2	A2	A2	320	64 %	PASS				
1362806 RICHA SHARMA 1	68	C2					55	D1	55	D1	77	B2	63	C2									A2	A2	A1	318	63.6 %	PASS				

STUDENT LOG BOOK

Legend

Putting all the passed students in a rank order & will award as follows :

A1 - Top 1/8 of the passed candidates | A2 - Next 1/8 of the passed candidates,...

D1 - Next 1/8 of the passed candidates | D2 - Last 1/8 of the passed candidates | E - ESSENTIAL REPEAT candidates

ABT - ABSENT | G - GRADE

H - HIGHEST | M - MARK

Student Profile		ENGLISH CORE		MATHEMATICS		COMPUTER SCIENCE		PHYSICS		CHEMISTRY		HINDI CORE		BIOLOGY		BUSINESS STUDIES		ACCOUNTANCY		ECONOMICS		INFORMATICS PRAC.		Work Experience		Physical and Health Education/ Games		General Education		Result		
ROLL NO.	NAME	M	G	M	G	M	G	M	G	M	G	M	G	M	G	M	G	M	G	M	G	M	G	M	G	M	G	TOTAL	%	RESULT		
13628080	TANVI CHAUDHARY	73	C1													56	C2	48	D1	70	B2	71	D1	A2	A2	A1	318	63.6 %	PASS			
13628063	YASH RAJ	47	D2			65	B2	61	C1	69	C1	73	B2										A2	A1	A2	315	63 %	PASS				
13628060	AMANDEEP KOUR	57	D1			66	B2	52	D2	75	B2	64	C2										A2	A2	A2	314	62.8 %	PASS				
13628097	AKSHIT KUMAR	63	C2							75	B2			56	C2	57	C1	63	C1					A1	A2	A2	314	62.8 %	PASS			
13628069	SOHANA GORKA	81	B1	46	D1			54	D1	55	D1			75	B2									A1	A2	A1	311	62.2 %	PASS			
13628090	MOHAMMAD KAIF	58	D1											44	D2	51	C2	73	B2	84	C1			A2	A1	B1	310	62 %	PASS			
13628091	MUNINDER KUMAR	63	C2											62	C1	59	C1	47	D1	78	C2			A1	A1	B1	309	61.8 %	PASS			
13628051	ANSHNEET SINGH	52	D1	53	C2	79	B2	62	C1	61	C1													A2	A2	B1	307	61.4 %	PASS			
13628093	PARDEEP KUMAR	59	D1							68	C2			64	C1	51	C2	65	C1					A2	A2	B1	307	61.4 %	PASS			
1362808	ABHIJEET SINGH	56	D1											63	C1	45	D2	63	C1	76	C2			A2	A2	B1	303	60.6 %	PASS			

STUDENT LOG BOOK

Legend Putting all the passed students in a rank order & will award as follows :
A1 - Top 1/8 of the passed candidates | **A2** - Next 1/8 of the passed candidates,... | **ABT** - ABSENT | **G** - GRADE
D1 - Next 1/8 of the passed candidates | **D2** - Last 1/8 of the passed candidates | **E** - ESSENTIAL REPEAT candidates | **H** - HIGHEST | **M** - MARK

Student Profile		ENGLISH CORE		MATHEMATICS		COMPUTER SCIENCE		PHYSICS		CHEMISTRY		HINDI CORE		BIOLOGY		BUSINESS STUDIES		ACCOUNTANCY		ECONOMICS		INFORMATICS PRAC.		Work Experience		Physical and Health Education/ Games		General Education		Result		
ROLL NO.	NAME	M	G	M	G	M	G	M	G	M	G	M	G	M	G	M	G	M	G	M	G	M	G	M	G	M	G	TOTAL	%	RESULT		
2																																
1362805	RUPALI	57	D1			63	C1	59	C2	68	C2	52	D2											A2	A1	A2	299	59.8 %	PASS			
1362808	GOURAV KUMAR	54	D1											64	C1	45	D2	57	C2	75	C2			A2	A2	A2	295	59 %	PASS			
1362804	SOURAV CHAGETHIA	46	D2			62	C1	53	D1	66	C2	64	C2											A2	A2	A2	291	58.2 %	PASS			
1362809	SUKANYA KATAL	64	C2							68	C2			49	D1	44	D2	57	C2						A2	A2	B1	282	56.4 %	PASS		
1362808	MUNISH BHAGAT	57	D1							65	C2			45	D2	44	D2	52	D1						A2	A2	B1	263	52.6 %	PASS		
1362808	BHAVUK THUKRAL	58	D1							58	D1			46	D2	51	C2	47	D1						A2	A1	A2	260	52 %	PASS		